

Features

Unregulated Converter

- Industry Standard Pinout
- 1kVDC or 2kVDC Isolation
- UL94V-0 Package Material
- Optional Continuous Short Circuit Protected
- Fully Encapsulated
- Custom Solutions Available
- Efficiency to 85 %

Description

The RE DC/DC converters are typically used in general purpose power isolation and voltage matching applications, and feature a full industrial operating temperature range of -40°C to +85°C without derating.

Selection Guide

Part Number	SIP 7	(2kV)	Input Voltage (VDC)	Output Voltage (VDC)	Output Current (mA)	Efficiency (%)	Max Capacitive Load ⁽¹⁾
RE-xx3.3S	(H)		3.3, 5, 12, 15, 24	3.3	303	75	2200µF
RE-xx05S	(H)		3.3, 5, 12, 15, 24	5	200	78-80	1000µF
RE-xx09S	(H)		3.3, 5, 12, 15, 24	9	111	78-80	1000µF
RE-xx12S	(H)		3.3, 5, 12, 15, 24	12	83	80-84	470µF
RE-xx15S	(H)		3.3, 5, 12, 15, 24	15	66	80-84	470µF
RE-xx24S	(H)		3.3, 5, 12, 15, 24	24	42	78-85	220µF

xx = Input Voltage (other input and output voltage combinations available on request)

* add Suffix "P" for Continuous Short Circuit Protection, e.g. RE-0505S/P, RE-0505S/HP

Specifications (measured at T_A = 25°C, nominal input voltage, full load and after warm-up)

Input Voltage Range		±10%
Output Voltage Accuracy		±5%
Line Voltage Regulation		1.2%/1% of Vin typ.
Load Voltage Regulation (10% to 100% full load)	3.3V output type	20% max.
	5V output type	15% max.
	9V, 12V, 15V, 24V output types	10% max.
Output Ripple and Noise (20MHz limited)		100mVp-p max.
Operating Frequency		50kHz min. / 100kHz typ. / 105kHz max.
Efficiency at Full Load		70% min. / 80% typ.
Minimum Load = 0%		Specifications valid for 10% minimum load only.
Isolation Voltage	(tested for 1 second)	1000VDC
	(rated for 1 minute**)	500VAC / 60Hz
Isolation Voltage	H-Suffix (tested for 1 second)	2000VDC
	H-Suffix (rated for 1 minute**)	1000VAC / 60Hz
Isolation Capacitance		20pF min. / 75pF max.
Isolation Resistance		10 GΩ min.
Short Circuit Protection		1 Second
P-Suffix		Continuous
Operating Temperature Range (free air convection)		-40°C to +85°C (see Graph)
Storage Temperature Range		-55°C to +125°C
Relative Humidity		95% RH
Package Weight		2.2g
Packing Quantity		25 pcs per Tube
MTBF (+25°C)	} Detailed Information see using MIL-HDBK 217F	992 x 10 ³ hours
(+85°C)		} Application Notes chapter "MTBF" using MIL-HDBK 217F

continued on next page

**Any data referred to in this datasheet are of indicative nature and based on our practical experience only. For further details, please refer to our Application Notes.

ECONOLINE

DC/DC-Converter


with 3 year Warranty

RECOM

1 Watt

SIP7

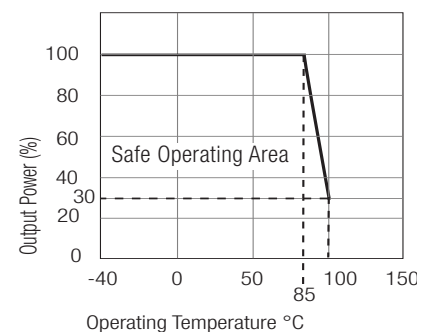
Single Output



EN-60950-1 Certified
UL-60950-1 Certified

RE

Derating-Graph (Ambient Temperature)



Refer to Application Notes

Specifications (measured at $T_A = 25^\circ\text{C}$, nominal input voltage, full load and after warm-up)

Certifications

CB Test Report Report: US/15348/UL
 UL General Safety Report: E358085
 EN General Safety Report: SPCLVD1109103

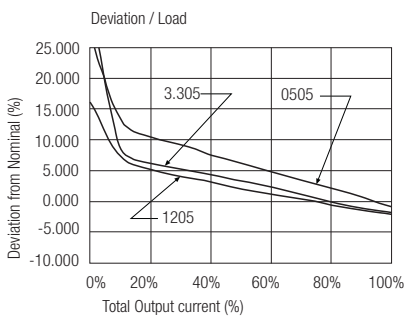
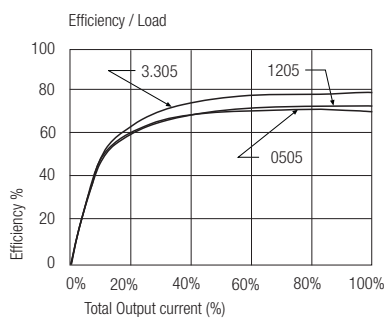
IEC 60950-1:2005 2nd Edition
 UL 60950-1 2nd Edition
 EN60950-1:2006 + A12:2011

Notes

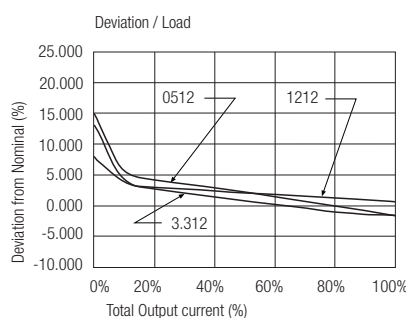
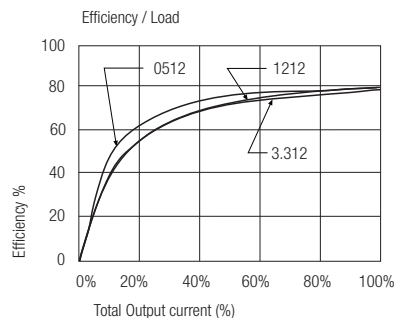
Note 1 Maximum capacitive load is defined as the capacitive load that will allow start up in under 1 second without damage to the converter.

Typical Characteristics

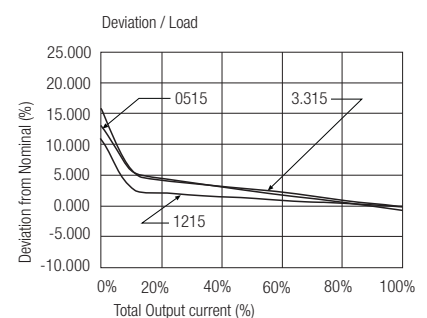
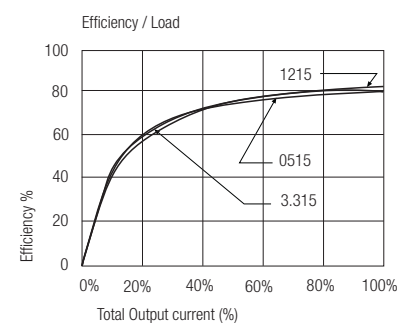
RE-xx05S



RE-xx12S

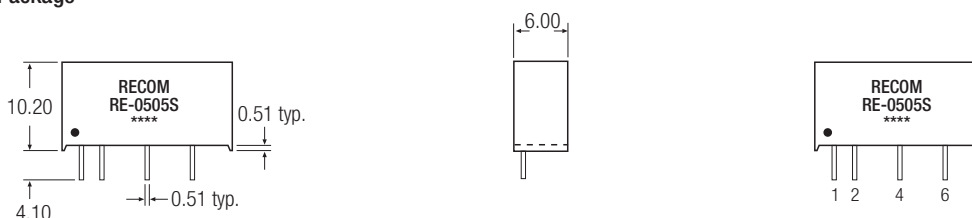


RE-xx15S

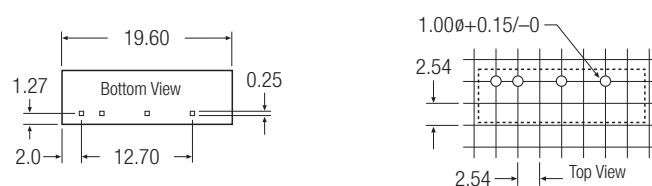


Package Style and Pinning (mm)

7 PIN SIP Package



Recommended Footprint Details



RE Pin Connections

Pin #	Single
1	+Vin
2	-Vin
4	-Vout
6	+Vout
XX.X	± 0.5 mm
XX.XX	± 0.25 mm

The product information and specifications are subject to change without prior notice. All products are designed for non-safety critical commercial and industrial applications. The Buyer agrees to implement safeguards that anticipate the consequences of any failures that might cause harm, loss of life and/or damage property.